

**BROWN
DAY
MARSHALL**
Rural Water System, Inc.

Quality On Tap!

January 2018 | Volume 13, Issue 3

**STUDY SHOWS DECLINE
IN HOME WATER USE**

HOMESTAKE:
State-Of-The-Art
Water Treatment

**UNLOCK THE
SECRETS IN THE SOIL**

SYSTEM SPOTLIGHT:
Tripp County WUD

From the Manager | Annual Meeting Notice | Scholarship Winners

FROM THE MANAGER

Rodney Kappes
Manager, BDM Rural Water System, Inc.



Greetings from the team at BDM:

The news in our area has been largely around the Trans Canada oil pipeline leak. The most recent update posted on their website indicated the following: "To date, 44,400 gallons of oil have been recovered. Preliminary work to expose and subsequently extract the damaged section of pipe began yesterday and is expected to be complete by end of day Sunday, November 26. Additional excavation will be conducted beyond Sunday for soil remediation purposes. Preliminary inspections of the damaged section will be completed on site by both TransCanada and PHMSA staff, then sent to Washington, D.C., for a complete investigation by the National Transportation Safety Board's Metallurgical Laboratory."

I have been in contact with the South Dakota Department of Environment and Natural Resources as this event unfolded. According to the statement from the DENR, "1). BDM Rural Water has no distribution lines in the spill area, 2). The BDM water source wells are located approximately 14 miles away from the spill site which is outside of the area that could be impacted by the spill, and 3). While there may be some localized groundwater under the spill site, there are no mapped shallow aquifers that represent a major water supply. Based on this information, DENR has determined the TransCanada spill does not threaten the BDM Rural Water System in any way and that the water provided by BDM remains safe to drink."

In 2017, we have installed 26 new water hook ups, moved 12 meter pits, and fixed 34 leaks. We have been notified of 2 additional leaks that we will schedule to repair this week. For the year, the leaks cost \$44,675.47 to fix. This only includes the contractors time, does not include the parts, or our team members time to fix the leak, or any lost water. As the system ages, this number and cost to fix, may continue to grow.

We continue to repair and upgrade the system, and prioritize capital spending projects. For 2017 we've invested \$175,000 in system capital assets, with another \$95,000 in projects currently underway. These projects include installing larger motor and pump in the Amherst station, upgrading meters, new line hookups, upgrades and replace the radiator on the plant generator, rehab a well, replace reservoir meters (in process) and complete SCADA upgrades (in process). The total for 2017 will be in the range of \$270,000. We've been able to fund these repair/improvements from our water sales revenue. As I mentioned before, the board and myself are committed to improving sustainability in your water system.

Financially, your system is operating in a much stronger position today. Water sales are down marginally from last year's all-time record, thus income is also down. We will see how the last 2 months of the year perform. As water sales decrease, expenses also decline, although at a slower rate, thus squeezing margins.

Remember your water systems annual meeting will be on Monday March 26th 2018.

In closing, enjoy family and friends during the holidays. Merry Christmas from the team and Board at BDM.



**BROWN
DAY
MARSHALL**
Rural Water System, Inc.

BOARD OF DIRECTORS

President

Torre Raap – Andover, SD

Vice President

Hal Treeby – Hecla, SD

Secretary-Treasurer

Robert Watkins – Britton, SD

Directors

Kevin Deutsch – Sisseton, SD

Don Ogren, Langford, SD

Ken Spence – Eden, SD

Terry Leonhardt – Groton, SD

Advisory Director

John Cloud – Sisseton, SD

STAFF

General Manager

Rodney Kappes

Operations Manager

Mark Hagen

System Operations Specialists

Darin Roehr

Jim Hagen

Ryan Vrchota

Paul Johnson

Administrative Assistant

Office/Billing

Shannon Wegleitner

Attorney

Danny R. Smeins

CONTACT INFORMATION


PO Box 49 | Britton, SD 57430

Phone: (605) 448-5417

Fax: (605) 448-2124

bdm@venturecomm.net

www.bdmruralwater.com

 **STATEMENT OF NON-DISCRIMINATION:** In accordance with Federal civil rights law and U.S. Department of Agriculture (USDA) civil rights regulations and policies, the USDA, its Agencies, offices, and employees, and institutions participating in or administering USDA programs are prohibited from discriminating based on race, color, national origin, religion, sex, gender identity (including gender expression), sexual orientation, disability, age, marital status, family/parental status, income derived from a public assistance program, political beliefs, or reprisal or retaliation for prior civil rights activity, in any program or activity conducted or funded by USDA (not all bases apply to all programs). Remedies and complaint filing deadlines vary by program or incident.


Persons with disabilities who require alternative means of communication for program information (e.g., Braille, large print, audiotape, American Sign Language, etc.) should contact the responsible Agency or USDA's TARGET Center at (202) 720-2600 (voice and TTY) or contact USDA through the Federal Relay Service at (800) 877-8339. Additionally, program information may be made available in languages other than English.

To file a program discrimination complaint, complete the USDA Program Discrimination Complaint Form, AD-3027, found online at http://www.ascr.usda.gov/complaint_filing_cust.html and at any USDA office or write a letter addressed to USDA and provide in the letter all of the information requested in the form. To request a copy of the complaint form, call (866) 632-9992. Submit your completed form or letter to USDA by:

(1) mail: U.S. Department of Agriculture, Office of the Assistant Secretary for Civil Rights, 1400 Independence Avenue, SW, Washington, D.C. 20250-9410; (2) fax: (202) 690-7442; or (3) email: program.intake@usda.gov. This institution is an equal opportunity provider.

**MARK YOUR
CALENDAR**

BDM's 38th ANNUAL MEETING



BDM Building in Britton

MONDAY
March 26th, 2018
@ 6:00PM

**Director positions
in Districts One
and Seven are
up for election.**

BDM Rural Water System, Inc. will hold its annual meeting on Monday, March 26th, 2018 in the BDM office building located at 705 7th Street in Britton. The business meeting will be called to order at 6:00 pm.

The director positions of Torre Raap of District One and Kevin Deutsch of District Seven are up for election. Torre has served two terms and is eligible for and seeking re-election. Kevin has served one term and is also eligible and seeking re-election. A nominating committee will be established to nominate candidates. If you are interested in being a director please contact a current board member or the BDM office in Britton, SD.

Director districts up for election are as follows:

District One: Farmington, Homer, Independence, Liberty, North Andover, Union, Lynn and Raritan Townships in Day County; Newport Township in Marshall County.

District Seven: Minnesota, Lien, Enterprise, Hart, Harmon West, Harmon East, Sisseton, Grant, Bryant, Goodwill, Easter, One Road, Agency, Lawrence, Becker, Alto, Springdale, Spring Grove, Lee and Lake Townships in Roberts County.

Financial and operations reports will be available.

Cash Prize Drawings will be held.

Only BDM members are eligible to vote and enter the drawing.

A light supper will be served following the meeting.

OUT AND ABOUT

JANUARY

11-13 – MOBRIDGE ICE FISHING TOURNAMENT

Come to Mobridge for the largest ice fishing tournament in South Dakota. With more than 500 teams and more than \$85,000 in prizes, this annual weekend tournament is one of our favorite events all year - and shows participants just how much fun winter can be. If you want to fish, check out their website for info on how to enter our lottery for spots this year. <https://mobridgeoutdoors.com/ice-fishing-tournament>

17-25 – WINTER ART SHOW

In its 39th year, The Matthews Art Gallery in Spearfish will play host to the annual Winter Art Show, January 17-25. The show is open for public viewing during gallery business hours, 10 a.m.-5 p.m., Tuesday-Saturday. This event is open to any artist, amateur or professional, who wishes to take part. Free admission. www.matthewsopera.com/39-was-show

19-20 – DEADWOOD SNOWMOBILE RALLY

The greatest show on snow returns to Deadwood, January 19-20, as the ISOC Amsoil Championship SnoCross Series hits the Black Hills for the annual Deadwood SnoCross Showdown. More than 150 of the top professional SnoCross racers will descend on the historic town's Days of '76 Rodeo Grounds for a weekend of high-flying, high-speed, high-octane snowmobile racing. Races start at 12:50 p.m. on Friday and at 8:25 a.m. on Saturday.

www.deadwood.com/event/snowmobile-rally

FEBRUARY

6-10 – WATERTOWN FARM SHOW

The Watertown Winter Farm Show is a five-day event filled with entertainment and education for all ages. For 73 years, the show has been an outlet for the agriculture community to share new programs, opportunities and ideas. Featured events include livestock shows and sales, home and family programs, educational presentations, commercial exhibits, and more. Held at the Codington County Extension Complex. Show hours are 9 a.m.-4 p.m., daily. Free admission. www.watertownwinterfarmshow.com

16-18 – 2018 NATIONAL PHEASANT FEST & QUAIL CLASSIC

The Pheasant Fest & Quail Classic is a trade show at the Sioux Falls Convention Center that focuses on wildlife conservation, upland game bird hunting (pheasant and quail), dog training, and wildlife habitat management and restoration. In connection with the trade show, Pheasants Forever will hold seminars on habitat improvement, pheasant hunting, shooting sports, wild game cooking, dog training, and conservation and lots more. Daily admission is \$10 per adult, ages 6-16 is \$5, and children 5 and under are free. Other ticket information is available on their website at www.pheasantsforever.org/Pheasant-Fest.aspx

24 – ANNUAL OUTHOUSE RACES & CHILI COOK-OFF

Outhouse racing at its finest. Nemo Guest Ranch, northwest of Rapid City, transforms into an exciting collection of people hungry for fun racing and delicious chili. Teams race their homemade (and unused) outhouses in three separate divisions. There's a chili cook-off for the hungry and scoop shovel races for the kids. You won't find a more unique, family-friendly and free event anywhere else. Join us for the 12th annual Nemo 500 on Saturday, February 24. (See <http://nemo500.com/> for race entry details.)

MARCH

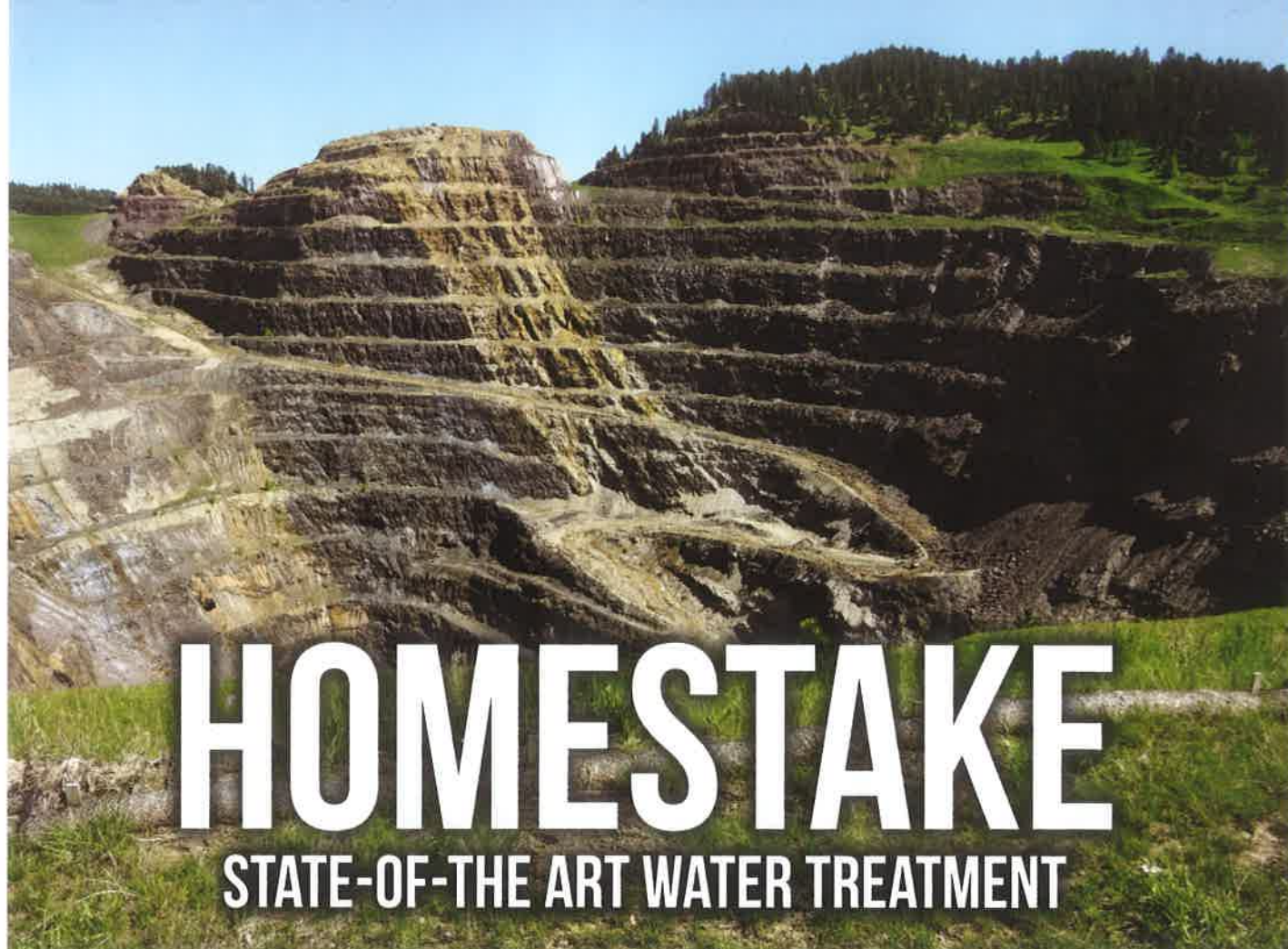
17 – AG DAY AT THE WASHINGTON PAVILION

In celebration of National Agriculture Week, the Washington Pavilion in downtown Sioux Falls is hosting its 15th Annual Ag Day in 2018. This event gives children and families an opportunity to learn about agriculture's significance. Our exhibits are exciting, educational, hands-on activities – great for the whole family. A free lunch is offered, featuring South Dakota-made products. Free admission to the Kirby Science Discovery Center and mission films in the Wells Fargo CineDome is included. www.washingtonpavilion.org

23-24 – 60TH ANNUAL SCHMECKFEST

Schmeckfest is an annual festival in the southeastern South Dakota town of Freeman. The gathering uses food, art and a celebration of community to honor the history of Germans that emigrated from Russia. Held on the campus of the Freeman Academy, it's been a fundraiser for the school every spring since 1959. The ethnic German meal, served family-style, and the community musical take place two weekends in March/April. Ticket prices range from \$10 to \$25. Complete details are online. Tickets can be ordered via the website or by mail. www.schmeckfest.com/

If you would like your event featured in the April 2018 issue of Quality On Tap!, please email your event description to: info@sdarws.com. April's issue will cover events taking place April - May 2018. Event listings are subject to approval by the QOT Editorial Board.



HOMESTAKE

STATE-OF-THE ART WATER TREATMENT

By Constance Walter, Communications Director for Sanford Underground Research Facility

Up through the late 1970s, the Homestake mine dumped water directly into Whitewood Creek. Laced with cyanide mercury and arsenic (cyanide was used to remove gold from the ore), the mine effluent effectively killed the stream. The Environmental Protection Agency stepped in, placing the burden of cleaning up the creek on the mining company.

Homestake spent millions of dollars looking at chemical treatment processes; however, the treatments weren't working. Homestake turned to Jim Whitlock, a microbiologist, who suggested a whole new approach to the problem:

"I started looking for bacteria," Whitlock said.

He and his team found microbes living in the fringe water of the Homestake tailings impoundment, and nibbling on the cyanide.

The team gradually exposed the microbes to increasing levels of cyanide until they could tolerate the high levels coming out of the mine effluent and then from the mine itself.

"Within 10 to 15 minutes, they could destroy the cyanide in the water," Whitlock said. The Wastewater Treatment Plant began pumping out clean water in 1984 and life gradually returned to the creek.

Since 2008, billions of gallons of water have been treated at the Sanford Underground Research Facility's (SURF) Waste Water Treatment Plant (WWTP). Over half of that comes from

underground, while the rest comes from the Grizzly Gulch tailings. Once treated, the water is released into Gold Run Creek, which joins Whitewood Creek within a few hundred yards of the discharge pipe.

The water from the mine contains suspended solids – mostly iron, said Wastewater Treatment Plant Foreman Ken Noren. "Basically, it looks like tomato soup." When the water is pumped from the mine, it goes through sand filters then into a 15-foot deep, cone-shaped tank for iron removal.

But the iron particles are so fine, they can't be removed easily. So a coagulant, which neutralizes the charge of the iron particles, and a flocculant, or clarifying agent, are added to the tank and mixed with the water for 15 minutes. The flocculant causes the particles to form into clumps that can then be removed.

"Ideally, we want the chunks to be the size of a fingernail, but some can be as big as the palm of your hand." Noren said.

As the iron clumps into ever-bigger chunks, it settles to the bottom of the tank. Within 20 minutes after the mixing has stopped, the iron is removed from the tank and the usable water continues through a geotube that removes finer particles. The water bleeds through the bags while the iron remains.

"It comes out 99 percent pure iron," Noren said.

The water that can't be used, goes to the Lead/Deadwood sanitary sewer.



UNLOCK THE SECRETS IN THE SOIL

with these conservation practices

MIX IT UP

CROP ROTATION

Growing a diverse number of crops in a planned sequence increases soil organic matter and biodiversity in the soil. This increased biodiversity helps reduce plant and disease pressure, too.

TAP INTO ROOTS

COVER CROPS

Cover crops are un-harvested crops grown as a part of a planned rotation that provide benefits to the soil, principally by feeding soil microbes through their roots. Keeping living roots in the soil (before and after harvest) provides soil microbes with the habitat they need to thrive and provide nutrients and protection for harvested crops.

DISCOVER THE COVER


MULCHING

Applying or leaving plant residues or other suitable materials on the soil surface reduces evaporation, regulates soil temperature and helps protect the soil from erosion.

DO NOT DISTURB

NO-TILL

No-till is a way to plant and grow crops without disturbing the soil through tillage (plowing, roto-tilling or hoeing). In the garden, small areas or rows can be cleared and small holes can be dug for transplants (or seeds), which minimizes soil disturbance and protects microbial communities that reside in the soil. On the farm, large-scale no-till planters use rotating coulters (disk-like blades) to slice through plant residues and cut small slits in the soil while seeds are placed in the narrow openings. This no-till technique limits soil disturbance and significantly reduces energy use.



Information provided by the USDA Natural Resources Conservation Service - SD
200 Fourth Street SW, Huron, SD 57350
www.sd.nrcs.usda.gov

LOVE THE SOIL

Make it healthier with four key conservation practices

Whether you farm hundreds of acres of cropland or tend a backyard garden, by following four basic soil health principles you can improve the health, function and productivity of your soil. Applied over time, these soil health principles enhance the soil's ecosystem, allowing it to function naturally.

Like nature, these principles...

- 1** Keep the soil covered as much as possible;
- 2** Disturb the soil as little as possible;
- 3** Keep plants growing throughout the year to feed soil microbes; and
- 4** Grow a variety of plants to diversify soil biology.

HARVEST THE BENEFITS

- Improve water quality
- Increase soil's capacity to hold water
- Increase organic matter in the soil
- Increase microbiological activity
- Improve pollinator habitat
- Improve nutrient cycling
- Reduce plant stress and disease
- Reduce energy use



UPDATED STUDY SHOWS DECLINE IN HOME WATER USE

A 2016 study published by the American Water Works Research Foundation shows a marked decline in home water use from a previous study issued in 1999. The average annual indoor household water use dropped 22% during that period.

The initial 1999 study established a benchmark for water use following the implementation of the Energy Policy Act of 1992, which sought to improve energy and water efficiency. The Act established maximum flow rates for new residential toilets, showerheads, and faucets. Later federal regulations included clothes washers.

The 2016 study monitored approximately 1,000 single-family residential accounts randomly selected from 23 cities across the country. The large representation of cities reflected the strong influence of climate and weather patterns. The study also looked at inside vs. outside water use. A fundamental goal of the study was to quantify how much water is used both indoors and outdoors, as well as per capita and household.

Figure 1 to the right shows indoor household water use by fixture. Toilet flushing is the largest indoor use of water in single-family homes. Mandated reductions in toilet flush and clothes washer volumes and shower and faucet flow rates have contributed to the declines in residential water use. Total average

indoor household use is 138 gallons per household per day.

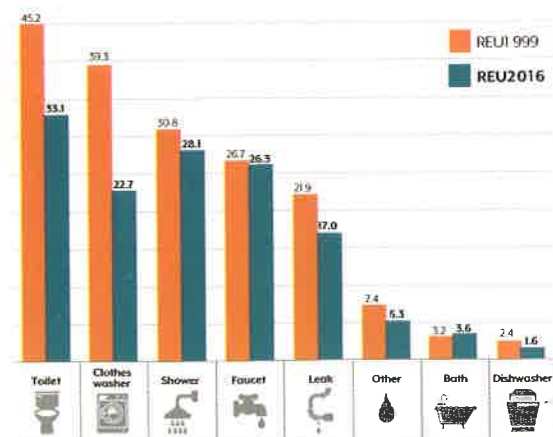
Outdoor water use was studied more extensively in the 2016 study vs. the 1999 study. Various factors were used to determine outdoor water use requirements. 72% of those surveyed actually used less water than was predicted. 16% used the targeted amount and 13% used more than predicted.

Figure 2 below shows the decrease in use per fixture or appliance from 1999 to 2016. Even without a concerted effort on the part of homeowners to switch to more efficient appliances and fixtures, reductions are anticipated as old toilets and clothes washers wear out and are replaced. The current average daily indoor per household use of 138 gallons per household is expected to reduce to 110 gallons.

Reductions in home water use can be a mixed blessing for water utilities. Less residential use means less demand on water sources, treatment and pumping facilities. Lower water sales can also mean less revenue for utilities that face aging infrastructure replacement needs. A careful eye on water trends is important for all parties.

Information from the American Water Works Association Research Foundation used with permission.

FIGURE 2. PERCENT OF THE THEORETICAL IRRIGATION REQUIREMENT (TIR) APPLIED TO LANDSCAPE



22%
DECREASE
PER HOUSEHOLD
DAILY WATER USE
1999 TO 2016

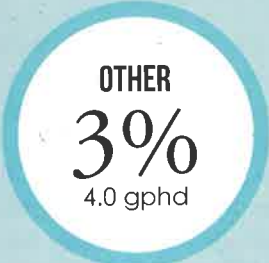
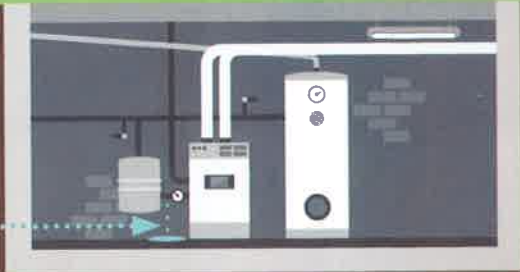


FIGURE 1.



SYSTEM SPOTLIGHT

TRIPP COUNTY WATER USER DISTRICT

Tripp County Water User District (TCWUD) has over 2,200 miles of pipeline stretching into five counties and serves 2,612 consumers. Geographically they are 101 miles east to west, and 51 miles north to south in south central South Dakota, and their office is located in Winner. The District has seven full-time employees and a nine-member Board of Directors.

TCWUD was conceived and developed by a group of local farmers and ranchers in need of quality potable water in the early 1970s. Many residents in the northern portion of Tripp County and the surrounding areas only had artesian wells or were forced to haul water for their drinking or livestock needs and were looking for alternate options. One option explored at this time was to use the water available south of Winner which was located mainly in the sand versus clay. A steering committee was formed at that time. They worked many long hours and went through much controversy trying to find land to drill the first wells. After many disappointments in locating a water source, Lawrence and Sedonia Wagner were the first to allow surveying on their property, where a very high quality water source was found. With the dedicated persistence of the committee and the help from the Wagners, the dream became a reality in the fall of 1977 when construction began. By the fall of 1978, TCWUD was in full operation, serving 515 users with 500 miles of pipeline, including one town and four Native American communities in Tripp County and portions of Gregory and Lyman Counties. The system started out with two wells that supplied 250 gallons per minute to a 500,000-gallon storage reservoir.

TCWUD had several expansion projects after the main system was started, the first one in 1979 when 55 users were added with the Mellette County Expansion. In 1986, another large expansion project took place extending into the Wewela and Lucas service areas in which 230 more users were added. The 1991 and 1993 expansions, continued to add customers with the addition of the Witten, Iona and Carlock service areas. In 2003-2004, TCWUD continued to expand with the East Gregory Expansion, which included the acquisition of the original East Gregory Water System in Gregory County, thus bringing the total number of customers to nearly 2000. In the fall of 2009, TCWUD completed their next project adding 101 customers to the Clearfield Service area and other internal upgrades to the District. The most recent project started in the spring of 2015 and consisted of installing an additional 214 miles of pipeline, appurtenances, replacement

of five existing booster vaults, the addition of one new booster vault and the replacing or rehabilitating of nine existing PRV's to improve and expand the District's distribution system. They also added two new water towers, one in the town of Fairfax and the other southwest of Burke, added an additional 88 new users and replaced 91 meter pits in the East Gregory service area. TCWUD continues to grow internally on a monthly basis with the additions of new customers for household, seasonal and livestock use, with an average about 40 to 50 new users per year.

TCWUD's high-quality water comes from the Valentine formation of the Ogallala Aquifer and only requires gas chlorine and liquid fluoride treatment which is regulated by the South Dakota Department of Environment and Natural Resources. Presently, TCWUD has seven active wells and main storage capacity of 2 million gallons. On average, the system produces between 1.8 to 2.6 million gallons of water per day and the well field has the ability to pump up to 3,000 gallons per minute.

TCWUD won the South Dakota Rural Water Best Tasting Water Award in 2007 and 2009 and came in second in 2010 and 2011. In January 2017, TCWUD was chosen as the 2016 Rural Water System of the Year at the Annual Technical Conference held in Pierre. The District and Water Operators are recognized yearly by the South Dakota Department of Environment and Natural Resources with a Certificate of Achievement Award for meeting the requirements of providing safe drinking water to the public. In 2016, Jason Orel received the Rural Water Operations Specialist of the Year Award. Dale Waters received the Carroll Anderson Memorial award in 2005 and the Spirit of Rural Water in 2013. Ray Bartels also received the Spirit of Rural Water award in 2016.

Besides their Rural customers, they also provide water to the Towns of Colome, Dallas, Witten, Wood, Herrick, Fairfax, Burke, Bonesteel St. Charles and, when needed, Gregory. The system also supplies water to six Native American communities: Winner, Ideal, Dixon, Bull Creek, Milk's Camp and Wood. TCWUD also provides water to the Buryanek, Whetstone



TRIPP COUNTY WUD



Bay, South Scalp Creek, Burke Lake, Randall Creek and South Shore Recreation Areas.

Tripp County Water User District gives away two \$1,000 scholarships each year in the Wagner and Jorgensen family names, for the cooperation and involvement in getting the water system up and going. Each year students submit their applications with their 250 to 500 word essays on – What Rural Water has done for them or their community. The scholarships are awarded to a child of a member of TCWUD each April.

TCWUD Manager Russ Phillips said, “As many systems in South Dakota continue to age, the main goal for the future of Tripp County Water User District, is to continue upgrading the infrastructure to meet today’s and tomorrow’s standards, as their system is now at 40 plus years. We are very proud of their system, their Board of Directors and Employees on the great job they do.”

DIRECTORS:

- Craig Covey**, Chairman
- Louis Kehn**, Vice-Chairman/SA
Director
- Dale Waters**, Secretary
- Roger Kingsbury**, Treasurer
- Bryan Jorgensen**, Director
- Robert Sperrl Jr**, Director
- Ray Bartles**, Director
- Verlyn Kuil**, Director
- Steve Wonnberg**, Director

STAFF:

- Russ Phillips**, General Manager
- Jim Sund**, Water Operator
- Craig Brown**, Water Operator
- Jason Orel**, Water Operator
- Michael "Bud" Jacobsen**, Water
Operator
- Lisa Stiehl**, Office Manager
- Donna Olson**, Administrative
Assistant

STATISTICS:

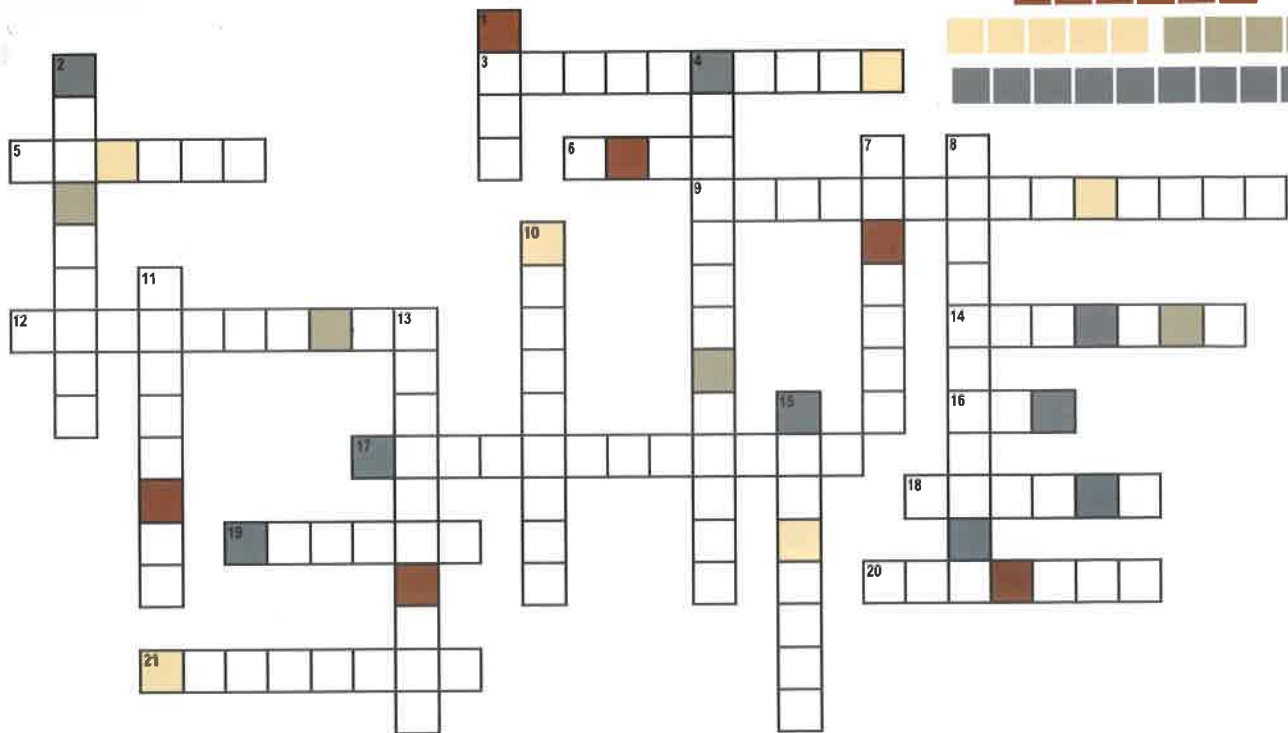
- Hookups:** 2,612
- Miles of Pipeline:** 2,207
- Water Source:** Valentine
Formation of Oglalla Aquifer
- Counties Served:** Tripp, Gregory,
Portions of Lyman, Mellette,
and Todd
- Towns Served Individual:** Witten,
Wood, Herrick, Fairfax, and St.
Charles
- Towns Served Bulk:** Colome,
Dallas, Burke, Bonesteel, 6
Native American Communities,
and Gregory (backup)

RURAL WATER & Crossword Word Scramble Contest

The Legislative Branch

\$100 Grand Prize

SCRAMBLE ANSWER



ACROSS

3. A procedure by which a specified number of voters may propose a statute, constitutional amendment, or ordinance, and compel a popular vote on its adoption.
5. The upper house in the bicameral legislature.
6. A legislator elected by members of the political party to assist party leadership.
9. A person in the House of Representatives chosen or elected to speak and act on behalf of others
12. A person elected by the citizens to make laws.
14. A person in the Senate chosen or elected to speak and act on behalf of others.
16. A bill passed by the Legislature.
17. The fundamental organic law of the state.
18. A statement of financial position for a definite period

- of time based on estimates of expenditures during the period and proposals for financing them.
19. An informal organization of members of each political party of the House, Senate, or both, that exists to discuss issues of mutual concern and possibly to perform legislative research and policy planning for its members.

20. Presiding officer of the House of Representatives, elected by the members of the House, at the beginning of each session.
21. The elected executive to head the State of SD.

DOWN

1. A proposed law introduced during a session for consideration by the Legislature
2. Any alteration made or proposed to a bill, motion, or

- clause thereof by adding, changing, substituting, or omitting.
4. Money set aside by formal action for a specific use.
7. Period during with the Legislature meets.
8. The legislative body of the state.
10. A group of legislators that hold hearings to determine if the proposed bill should go forward to the house for passage.
11. The geographical division of the state represented by a legislator.
13. A form of legislation expressing the opinion of the Legislature. It does not have the force of law.
15. A procedure used in the Legislature whereby a committee or member from the floor will move to strike everything after the enacting clause of a bill and insert in lieu thereof the substance of an entirely new bill.

RULES

Use the colored squares in the puzzle to solve the word scramble above. Call your Rural Water System (See page 2 for contact information) or enter online at www.sdarws.com/crossword.html with the correct phrase by January 9th, 2018 to be entered into the \$100 drawing.

Online Entries - go to: www.sdarws.com/crossword.html

Only one entry allowed per address/household. You must be a member of a participating rural water system to be eligible for the prize. Your information will only be used to notify the winner. and will not be shared or sold.

Congratulations to Barb Ledebor who had the correct phrase of "All good things are wild and free" for October 2017.

RURAL WATER ACROSS SOUTH DAKOTA

SOUTH DAKOTA ASSOCIATION OF RURAL WATER SYSTEMS NAMED 2017 STATE ASSOCIATION OF THE YEAR

The South Dakota Association of Rural Water Systems (SDARWS) received the State Association of the Year award at the annual Tribute to Excellence awards ceremony, held on Sept. 18 at the National Rural Water Association's (NRWA) WaterPro Conference in Reno, NV.

"The most prestigious and most honored award is the State Association of the Year," said Ed Savage, chair of the NRWA Awards Committee. "It is presented to the state association that projects a team effort in all areas of professional association operations and membership service. The State Association of the Year has excelled in all categories of the award and this is only accomplished by teamwork, strong leadership and member support."

"For over 40 years, SDARWS has been well-respected for the high-quality training, services, publications and advocacy they provide their members," Savage said. "With 12 employees and a combined total of 147 years of experience in the industry, this association trains hundreds of individuals in all aspects of water/

wastewater management through workshops, training classes, and conferences each year."

The association supports research programs like the Regional Water Research Consortium and the Water & Environmental Engineering Research Center, and are committed to the long-term sustainability of rural water systems. They have also lobbied successfully against sales taxes on water and other pertinent issues while also supporting issues that are important to rural water systems such as the railroad bill, battling the Corps of Engineers over water rights, and supporting continued funding of the Water Omnibus bill.

SDARWS also produces the consumer magazine, *Quality on Tap!* The magazine is a cooperative effort between 17 rural water systems and the Association, and reaches over 38,000 rural water households throughout South Dakota.

SDARWS is headquartered in Madison, SD and has a second office located in Spearfish, SD.



Back Row L to R: Greg Gross, Morris Elcock, Steve Attema. Front Row L to R: Brant Ager, Nick Jackson, Ron Gillen (Board President), Dennis Davis (Executive Director), Larry Wasland (NRWA Director), Robyn Brothers, Jeremiah Corbin. Not pictured: Jennifer Bame, Mike Moellen, Jim Zeck, and Sid Munson.

BDM MEMBERSHIP CORNER

Holiday Closings

The BDM Rural Water System offices will be closed on the following dates:

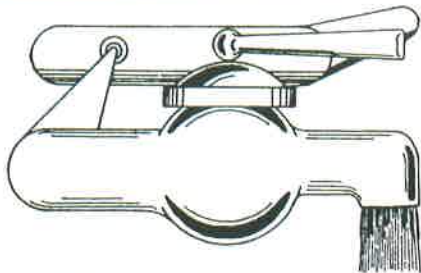
MONDAY, DECEMBER 25TH
CHRISTMAS DAY

MONDAY, JANUARY 1ST
NEW YEAR'S DAY

As always, if you have an emergency, please call the office at 605-448-5417 or toll free at 1-800-448-9236. You will then receive a message with the telephone number of the employee on call. Please call that person for assistance in an emergency only.

BILLING PACKETS

Billing packets will be mailed in December to all customers not signed up for auto-pay. If you haven't received yours by the end of December, please call Shannon at 605-448-5417.



Our Mission

is to ensure our members have quality water at a reasonable price for household, livestock and commercial use for generations to come.

BDM RURAL WATER SYSTEM, INC. RATE SCHEDULE (Effective July 2018)

General User Rates:

Debt Service monthly payment: \$35.00 per hookup per month for member-read meters, \$36.00 for cellular meters
\$6.50 per thousand gallons for the first 2,000 gallons used per month
\$5.50 per thousand gallons for the next 5,000 gallons used per month
\$4.50 per thousand gallons for the next 8,000 gallons used per month
\$3.50 per thousand gallons for over 15,000 gallons used per month

Add \$1.00 to the Monthly Totals Below if Hookup has a Cellular Meter

<u>Gallons Used</u> <u>Per Month</u>	<u>Monthly</u> <u>Total</u>	<u>Gallons Used</u> <u>Per Month</u>	<u>Monthly</u> <u>Total</u>
1000	41.50	25000	146.50
2000	48.00	30000	164.00
3000	53.50	35000	181.50
4000	59.00	40000	199.00
5000	64.50	45000	216.50
6000	70.00	50000	234.00
7000	75.50	55000	251.50
8000	80.00	60000	269.00
9000	84.50	65000	286.50
10000	89.00	70000	304.00
11000	93.50	75000	321.50
12000	98.00	80000	339.00
13000	102.50	85000	356.50
14000	107.00	90000	374.00
15000	111.50	95000	391.50
16000	115.00	100000	409.00
17000	118.50	125000	496.50
18000	122.00	150000	584.00
19000	125.50	175000	671.50
20000	129.00	200000	759.00

Lake User Rates:

Debt Service monthly payment....\$28.00 per hookup per month for member-read meters, \$29.00 for cellular meters
\$6.50 per thousand gallons of all water used per month.

All Users:

No water is included in the debt service payment. All water used is in addition to the monthly debt service payment. Payments are due by the 10th of the month. A \$10.00 fee applies to all payments received after that date. Service is subject to disconnection if payment is not received by the 15th.

AFTER HOURS & WEEKENDS WATER EMERGENCIES:

Please call the BDM Office at 605-448-5417 or 1-800-448-9236 & a message will direct you to the employee on call.

2017-2018

BDM

SCHOLARSHIP WINNERS

BDM Rural Water System, Incorporated is proud to announce the winners of four \$500.00 scholarships for the 2017-2018 school year. In order to qualify for the scholarship, the applicants had to satisfy four criteria. Each applicant must be a child of a direct member of BDM, possess a 2.0 GPA or higher (an official grade transcript had to accompany application), submit a picture, and attend either a two year or four year college or vocational institute. Two boys and two girls are drawn at random from the scholarship candidates.

This year's winners are Erika Boehme, Alex Hardina, Justin Lehmann, and Harlie Malpert.

Congratulations to our winners!




ERIKA
BOEHME

Erika is a 2017 graduate of Willmar Senior High School. She is attending the University of Wisconsin-LaCrosse and majoring in Chemistry. She is the daughter of Robert & Julie Boehme of Kandiyohi, MN.



ALEX
HARDINA

Alex is the son of Chad and Rhonda Hardina of Britton. He is a 2015 graduate of Britton-Hecla High School. Alex attends South Dakota State University and majors in Ag Science.



JUSTIN
LEHMANN

Justin is a 2017 graduate of Sargent Central High School. He is majoring in Robotics, Automation and Mechatronics Technology at North Dakota State College of Science. Justin is the son of Rich and Kathy Lehmann of Havana, ND.



HARLIE
MALPERT

Harlie graduated from Britton-Hecla High School in 2017. She is the daughter of Dorn and Traci Malpert of Hecla. Harlie attends Black Hills State University and majors in Pre-Chiropractic.

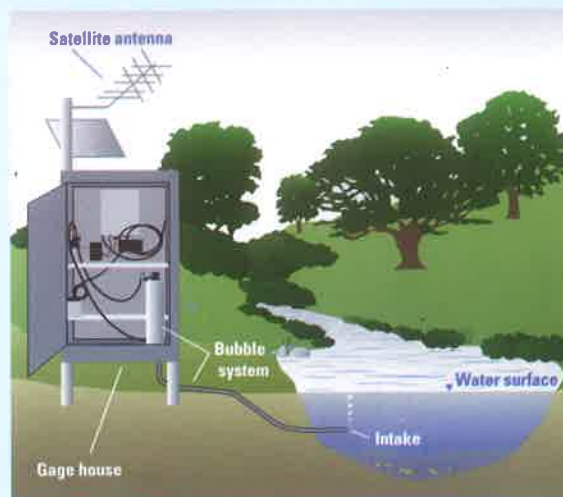
WATER MATTERS

Streamflow-Gaging Stations

Since settlement in the U.S, there has been a need to know how much water is flowing in both natural streams and later in man-made structures such as canals and reservoir outlets. Some man-made structures are built such that the flow or releases from them is accurate and known. For natural streams, determining the flow (often termed "discharge") is much more complicated. Why do we need this information? The discharge of a stream is used by many different agencies and groups, whether to evaluate water use/water rights, determination of possible pollution loading, flooding, drought, and maximum flows for evaluation of bridge or culvert sizes to name just a few. Having accurate up-to-date information allows managers to make more informed decisions.

There are a number of ways to measure the discharge in a stream but they all include common necessary information: the velocity (or speed) of the water, the width of the stream, and the depth of the stream. The more detailed the information, the more accurate the determination.

For measurement of a continuous discharge, it is not financially or logistically possible to collect a discharge measurement at daily or even sub-hourly frequency. In these cases, the water-surface elevation, or river stage, is measured with instrumentation and then used to determine the discharge (see figure 1). The gage house contains the equipment that collects and transmits the water level or gage height data via satellite. Other data such as precipitation, air temperature, or water



temperature may also be collected at these locations. Once the river stage data is received the discharge is calculated. To do this, there must be a mathematical relation developed between the gage height to the actual discharge in the stream. This relation is called a discharge rating.

For streams and rivers, the relation between the river stage and the discharge varies on a continual basis, so the rating needs to be updated as these changes take place. This can be driven by events that change the basic shape of the river channel (such as the example in figure 2), whether that is a build-up of debris, erosion, or changes in the bank shape. So when you see a Federal or State agency out in the stream or with equipment on the bridge, know that they are there to collect important information to monitor this valuable natural resource.

Find more information on how streamflow-gaging stations work by reading this short fact sheet: <https://pubs.usgs.gov/fs/2011/3001/pdf/fs2011-3001.pdf>

To view river stage and discharge collected at U.S. Geological Survey streamgages across South Dakota: <https://waterdata.usgs.gov/sd/nwis/current?type=flow>. Streamgages are funded and supported by various Federal, State, and local partners.

Back page content provided by:

Joyce E. Williamson, Director Dakota Water Science Center
U.S. Geological Survey • 1608 Mountain View Rd • Rapid City, SD 57702
605-394-3200 – <http://sd.water.usgs.gov>